

DRY BATTERY

DRY | CONVENTIONAL

REF **53030**



12v) **VOLTAGE** -v

(300_A) CCA - A

30Ah CAPACITY - Ah (20Hr)

TECHNOLOGY

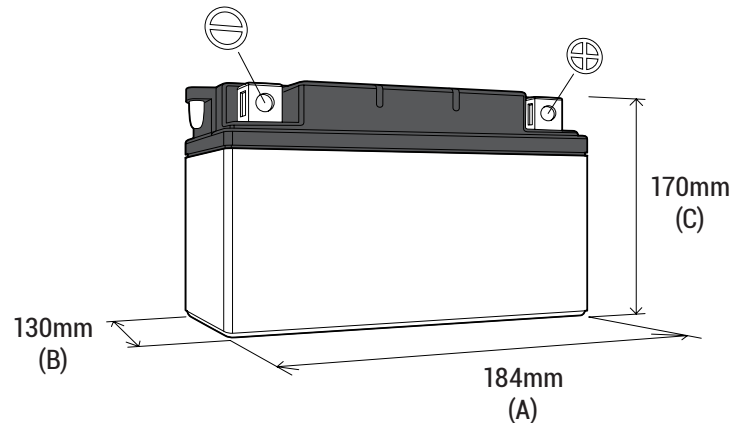
- Lead acid dry charged construction (absorbed acid)
- No acid in cells, must be filled with acid before use
- 6 & 12V batteries

FEATURES

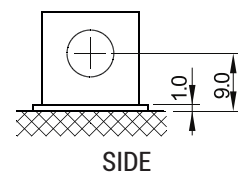
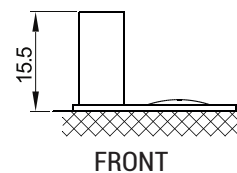
- Upright installation only
- Has to be checked periodically and refilled with water if necessary
- Internal gas emission through venting hole
- Handle with care to prevent acid spillage
- Regular life duration
- Does not need to be recharged while stocked

DIMENSIONS

Length (A):	184mm ±2mm
Width (B):	130mm ±2mm
Container height:	170mm ±2mm
Total height (C):	170mm ±2mm



TERMINALS (mm)



UPGRADE FOR

WEIGHT

Battery (with acid): Approx 8.71kg

MOUNTING ANGLE



Upright installation only

